

Molded Plastic: **Arm and Side Chair**

Intensive use in extreme environments. The ultimate combination of function and design.

Chair has an **EXTREME** load capacity of 1500lb. static load. Designed to stand alone or be ganged together in straight or angled configurations. The ergonomic design provides maximum comfort using rotational molding technology.

106484 MOLDED PLASTIC ARM CHAIR

116484S MOLDED PLASTIC SIDE CHAIR

-A 10 Year Warranty*

-Durable, one piece, rotationally molded design for increased strength. Constructed of high impact "no break" UV stabilized polyethylene. No steel or wood components.

-Can be used as stand alone or be ganged together.

-Can be bolted together, in place, as well as to the floor via concealed pilot holes. Hardware not included.

-Can be easily filled with sand bags through ballast door on site to weigh down. Secures with tamperproof screws.

-Manufactured to ISO Quality Standards in the USA.

-Stain resistant.

-Easy to clean and maintain.

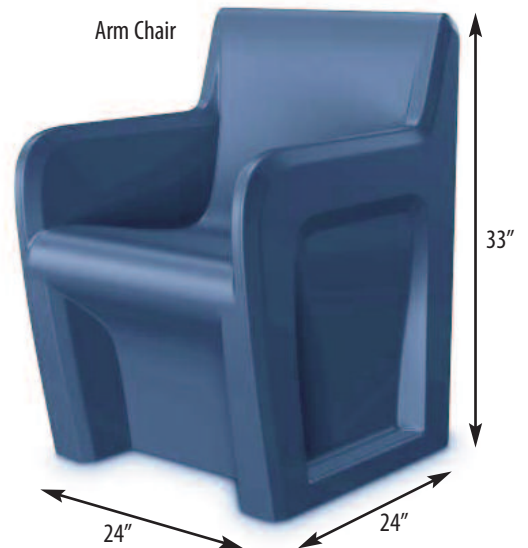
-Flame Retardant (passes Cal 133).**

-1500lb. static load capacity.

*Warranty valid on manufacturing defects only.

**Test reports available upon request.

Arm Chair



Side Chair



Available in:



Both Chairs Available with or without Back Access Door

**106484S Arm Chair with Access Door
116484S Side Chair with Access Door**

Ideal for use in Correctional Facilities, Behavioral Health Facilities, Mental Health Facilities, Residential Institutions, Treatment Centers, Public Safety Facilities and all Heavy-Use Environments.

Create Your Own Wish List & View Product Specs at www.furnitureconcepts.com! 800-969-4100

OVERVIEW

The Sentinel Armless Chair has an EXTREME load capacity. Can be used as stand alone or be ganged together. Can be bolted together, in place, as well as to the floor via concealed pilot holes. Can be easily filled with sand through ballast door on site to weigh down. Secures with tamperproof screws. **Manufactured to ISO Quality Standards in the USA.**

FABRICATION/MATERIAL

Durable, one piece, rotationally molded design for increased strength. Constructed with high impact "no break" polyethylene. No steel or wood components Flame Retardant (as shown passes Cal 133). Test reports available upon request.

COLOR See Chart Below, custom colors available upon request.

WEIGHT 30 lbs.

OPTIONS Can be bolted to the floor via concealed pilot holes and can be filled with sand through ballast door on site to weigh down.

ASSEMBLY N/A

WARRANTY 10 Year Warranty.

MAINTENANCE Easy to clean and maintain with damp cloth. Resistant to stains.

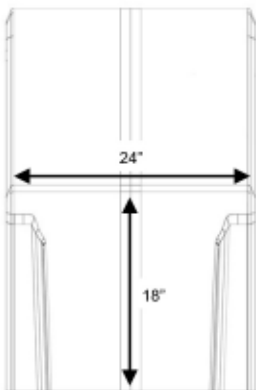
STATIC LOAD +750 lbs.

TEST RESULTS Passes ANSI/BIFMA X5.1-2011

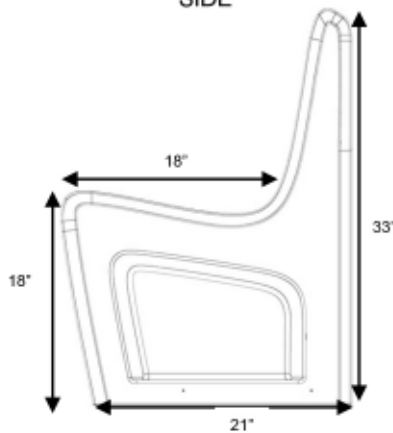
Passed product dynamic drop tested to a relative force of 500 lbs. from 18"

Item #	Color
116484GN	Green
116484BK	Black
116484BN	Brown
116484BG	Blue Gray
116484SB	Slate Blue
116484SD	Sand
116484GY	Gray
116484GNS	Green w/Access Door
116484BKS	Black w/Access Door
116484BNS	Brown w/Access Door
116484BGS	Blue Gray w/Access Door
116484SBS	Slate Blue w/Access Door
116484SDS	Sand w/Access Door
116484GYS	Gray w/Access Door

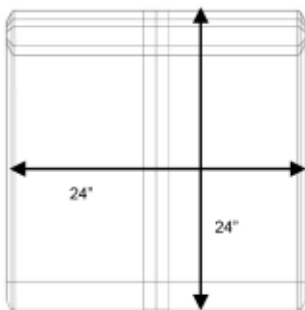
FRONT



SIDE



TOP



BACK w/ACCESS DOOR

