

It has an EXTREME load capacity and designed to stand alone or be ganged together. The ergonomic design provides maximum comfort using rotational molding technology.

10 Year Warranty




QUICK SPECS

- 31" W x 32" D x 33" H
- Durable, one piece, rotationally molded polyethylene lounge chair
- Can be bolted to the floor with concealed mounting holes or ganged together for groupings
- Optional tamperproof backside sand bag ballast port for easy safety weighting
- Flame Retardant (passes Cal 133), 1,500 pound static load tested
- Virtually unbreakable / 10 year warranty / Stain resistant
- Owner specified color from 7 standard options



33H x 31W x 32D

FEATURES:

- Durable, one piece, rotationally molded design for increased strength. Constructed of high impact "no break" polyethylene. No steel or wood components.
- Can be used alone or be ganged together.
- Can be bolted together, in place, as well as to the floor via concealed pilot holes.
- Resistant to stains.
- Can be easily filled with sand through optional ballast door on site to weigh down. Secures with tamperproof screws.
- Easy to clean and maintain.
- Flame Retardant (passes Cal 133). Test reports available upon request.
- Manufactured to ISO Quality Standards in the USA. 

Available in



Custom colors available upon request.

ITEM	DESCRIPTION
96484BK	Black
96484BG	Blue Gray
96484BN	Brown
96484GN	Green
96484GY	Gray
96484SB	Slate Blue
96484SD	Sand

ITEM	DESCRIPTION
96484BKS	Black with Access Door
96484BGS	Blue Gray with Access Door
96484BNS	Brown with Access Door
96484GNS	Green with Access Door
96484GYS	Gray with Access Door
96484SBS	Slate Blue with Access Door
96484SDS	Sand with Access Door

Ideal For Use In: Correctional Facilities, Behavioral/Mental Health Facilities & Law Enforcement/Security.

Our Intense Use and Correctional Specific products contribute to a safe and humane environment.

OVERVIEW

The Chair has an EXTREME load capacity. Can be used as stand alone or be ganged together. Can be bolted together, in place, as well as to the floor via concealed pilot holes. Can be easily filled with sand through ballast door on site to weigh down. Secures with tamperproof screws. **Manufactured to ISO Quality Standards in the USA.**

FABRICATION/MATERIAL

Durable, one piece, rotationally molded design for increased strength. Constructed with high impact "no break" polyethylene. Flame Retardant (as shown passes Cal 133). Test reports available upon request.

COLOR See chart, custom colors available upon request.

WEIGHT 38 lbs.

OPTIONS Can be bolted to the floor via concealed pilot holes and can be filled with sand through ballast door on site to weigh down.

ASSEMBLY N/A

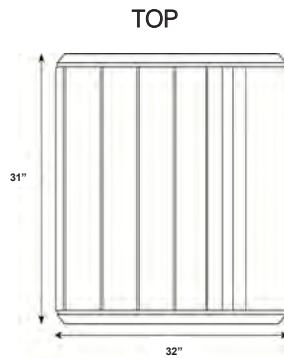
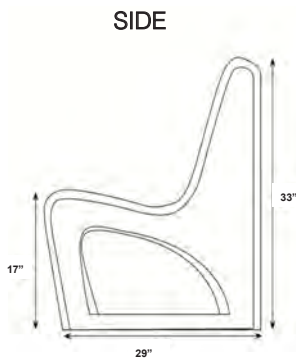
WARRANTY 10 Year Warranty.

MAINTENANCE Easy to clean and maintain with damp cloth. Resistant to stains.

STATIC LOAD +1000 lbs.

TEST RESULTS

- Passes ANSI/BIFMA X5.1-2011
- Passed product dynamic drop tested to a relative impact force of 500 lbs. from 18"



BACK w/ACCESS DOOR

